

Machos

Mano

M Juego de Machos métrica ISO-ROSCA DIN 13



Roscado



Métricas existentes

Desde métrica
1,00 x 0,25 (mm)
 hasta Métrica
68,00 x 6,00 (mm)

D Ø x P(mm)	D (mm)	L1 (mm)	L2 (mm)	D2 (mm)	Cod.
M 1,00x0,25 M 1,10x0,25	32 32	5,5 5,5	2,5 2,5	2,1 2,1	2R27302 2R27304
M 2,50x0,45 M 2,60x0,45	40 40	9,0 9,0	2,8 2,8	2,1 2,1	2R27322 2R27324
M 10,00x1,50 M 11,00x1,50	70 70	24,0 24,0	7,0 8,0	5,5 6,2	2R27346 2R27348
M 27,00x3,00 M 30,00x3,50	110 125	50,0 56,0	20,0 22,0	16,0 18,0	2R27376 2R27378
M 52,00x5,00 M 56,00x5,50	180 200	75,0 85,0	40,0 45,0	32,0 35,0	2R27392 2R27394
M 68,00x6,00	220	90,0	50,0	39,0	2R27399

DIN 352
HSS-G


M Juego de Machos métrica ISO-ROSCA DIN 13 Entrada Cónica



Roscado



Métricas existentes

Desde métrica
2,00 x 0,40 (mm)
 hasta Métrica
42,00 x 4,50 (mm)

D Ø x P(mm)	L1 (mm)	L2 (mm)	D2 (mm)	Ø (mm)	Cod.
M 2,00x0,40 M 1,10x0,25	36 40	8 9	2,8 2,8	2,1 2,1	2R27616 2R27622
M 8,00x1,25 M 9,00x1,25	56 63	22 22	6,0 7,0	4,9 5,5	2R27642 2R27644
M 14,00x2,00 M 16,00x2,00	80 80	30 32	11,0 12,0	9,0 9,0	2R27654 2R27658
M 24,00x3,00 M 27,00x3,00	110 110	50 50	18,0 20,0	14,5 16,0	2R27674 2R27676
M 36,00x4,00 M 39,00x4,00	150 150	63 63	28,0 32,0	22,0 24,0	2R27682 2R27684
M 42,00x4,50	150	63	32,00	24,0	2R27686

DIN 352
HSS-G


MF Juego de Machos métrica fina DIN 13



Roscado



Métricas existentes

Desde métrica
2,50 x 0,35 (mm)
 hasta Métrica
110 x 4,00 (mm)

D Ø x P(mm)	L1 (mm)	L2 (mm)	D2 (mm)	Ø (mm)	Cod.
M 22,00x1,50 M 22,00x2,00	80 80	22 22	18,0 18,0	14,5 14,5	2R26394 2R26396
M 28,00x1,00	90	22	20,0	16,0	2R26520
M 28,00x1,50 M 28,00x2,00	90 90	22 22	20,0 20,0	16,0 16,0	2R26522 2R26524
M 35,00x2,00 M 36,00x1,00	125 100	40 25	28,0 28,0	22,0 22,0	2R26549 2R26551
M 40,00x1,50 M 40,00x2,00	110 125	25 40	32,0 32,0	24,0 24,0	2R26564 2R26566
M 45,00x1,50	110	25	36,0	29,0	2R26576
M 55,00x1,50 M 55,00x2,00	140 140	32 36	40,0 40,0	32,0 32,0	2R28005 2R28006
M 60,00x3,00 M 60,00x4,00	160 200	40 55	45,0 45,0	35,0 35,0	2R28019 2R28020
M 64,00x4,00	220	60	50,0	39,0	2R28029
M 65,00x1,50 M 65,00x2,00	160 160	34 36	50,0 50,0	39,0 39,0	2R28030 2R28031
M 75,00x3,00 M 75,00x4,00	200 240	50 60	50,0 50,0	39,0 39,0	2R28052 2R28053
M 85,00x1,50	160	36	50,0	39,0	2R28074
M 95,00x4,00 M 96,00x1,50	280 180	70 40	56,0 56,0	44,0 44,0	2R28097 2R28098
M 110,00x4,00	280	75	56,0	44,0	2R28117

DIN 2181

HSS-G

D Ø x P(mm)	L1 (mm)	L2 (mm)	D2 (mm)	Ø (mm)	Cod.
M 2,50x0,35 M 2,50x0,35	40 40	9 9	2,8 2,8	2,1 2,1	2R26304 2R26305
M 7,00x0,50 M 7,00x0,75	50 50	14 14	6,0 6,0	4,9 4,9	2R26319 2R26320
M 10,00x0,50 M 10,00x0,75	63 63	20 20	7,0 7,0	5,5 5,5	2R26331 2R26332
M 12,00x1,25 M 12,00x1,50	70 70	22 22	9,0 9,0	7,0 7,0	2R26346 2R26348
M 14,00x1,00 M 14,00x1,25	70 70	22 22	11,0 11,0	9,0 9,0	2R26353 2R26354
M 16,00x0,50	70	22	12,0	9,0	2R26361
M 16,00x0,75 M 16,00x1,00	70 70	22 22	12,0 12,0	9,0 9,0	2R26363 2R26362
M 19,00x1,00 M 19,00x1,50	80 80	22 22	16,0 14,0	12,0 11,0	2R26375 2R26376

BSW Juego de Machos Whitworth BS 84



Roscado



Métricas existentes

Desde métrica
1/16 x 60 ("")
hasta Métrica
2.3/4 x 3.1/2 ("")

D Ø x P ("")	D (mm)	L1 (mm)	L2 (mm)	D2 (mm)	Cod.
1/16x60	36	10	2,5	2,1	2R22302
3/32x48	36	10	2,5	2,1	2R22304
1/4x20	50	19	6,0	4,9	2R22314
5/16x18	56	22	6,0	4,9	2R22312
5/8x11	80	32	12,0	9,0	2R22326
3/4x10	95	40	14,0	11,0	2R22330
1.3/8x6	150	63	28,0	22,0	2R22350
1.1/2x6	150	63	32,0	24,0	2R22354
1.7/8x4.1/2	190	80	36,0	29,0	2R22366
2x4.1/2	190	80	40,0	32,0	2R22370
2.3/4x3.1/2	240	80	50,0	39,0	2R22376
3x3.1/2	260	80	50,0	39,0	2R22378

DIN 351 HSS-G ≈DIN 352

BSF Juego de Machos Rosca Británica Standard Fina BS 84



Roscado



HSS-G ≈DIN 2181

D Ø x P ("")	L1 (mm)	L2 (mm)	D2 (mm)	∠ (mm)	Cod.
3/16x32	50	14	6,0	4,9	2R22710
1/4x26	50	18	6,0	4,9	2R22714
5/16x22	56	22	6,0	4,9	2R22716
3/8x20	63	22	7,0	5,5	2R22718
7/16x18	63	22	8,0	6,2	2R22720
1/2x16	75	24	9,0	7,0	2R22722
9/16x16	80	28	11,0	9,0	2R22724
5/8x14	80	28	12,0	9,0	2R22726
3/4x12	95	32	14,0	11,0	2R22730
7/8x11	100	36	18,0	14,5	2R22734
1x10	110	40	18,0	14,5	2R22738

BA Juego de Machos Entrada Cónica BA, BS 93



Roscado



HSS-G BA ISO 529

D Ø x P ("")	L1 (mm)	L2 (mm)	D2 (mm)	∠ (mm)	Cod.
BA 0	66	19,0	6,30	5,00	2R89400
BA 1	62	17,0	5,60	4,50	2R89401
BA 2	58	16,0	5,00	4,00	2E89402
BA 3	53	13,0	4,50	3,55	2R89403
BA 4	50	13,0	3,55	2,80	2R89404
BA 5	48	11,0	3,15	2,50	2R89405
BA 6	45	9,5	2,80	2,24	2R89406

UNC Juego de Machos Rosca Gruesa Unificada ANSI B 1.1



Roscado



Métricas existentes

Desde métrica
1 x 64 ("")
hasta Métrica
2 x 4.1/2 ("")

D Ø x P ("")	L1 (mm)	L2 (mm)	D2 (mm)	∠ (mm)	Cod.
Nr. 1x64	32	10	2,5	2,1	2R23301
Nr. 2x56	36	11	2,8	2,1	2R23302
Nr. 8x32	45	14	4,5	3,4	2R23308
Nr. 10x24	50	16	6,0	4,9	2R23310
9/16x12	80	30	11,0	9,0	2R23324
5/8x11	80	32	12,0	9,0	2R23326
1.1/4x7	132	56	22,0	18,0	2R23346
1.3/8x6	150	63	28,0	22,0	2R23350
1.1/2x6	150	63	32,0	24,0	2R23354
1.5/8x5	160	70	32,0	24,0	2R23358
2x4.1/2	190	90	40,0	32,0	2R23370

DIN 352 HSS-G TOL 2B

UNF Juego de Machos Rosca Fina Unificada ANSI B 1.1
Roscado

Métricas existentes

 Desde métrica
0 x 80 ("")
 hasta Métrica
1.1/2 x 12 ("")

≈DIN 2181

HSS-G
**TOL
2B**


D Ø x P ("")	L1 (mm)	L2 (mm)	D2 (mm)	∠ (mm)	Cod.
Nr. 0x80	28	8	2,5	2,1	2R24300
Nr. 1x72	32	9	2,8	2,1	2R24301
Nr. 4x48	36	11	3,5	2,7	2R24304
Nr. 5x44	36	11	3,5	2,7	2R24305
Nr. 10x32	45	14	6,0	4,9	2R24310
Nr. 12x28	50	14	6,0	4,9	2R24312
1/2x20	75	24	9,0	7,0	2R24322
9/16x18	80	28	11,0	9,0	2R24324
1x14	110	40	18,0	14,5	2R24340
1.1/8x12	110	50	22,0	18,0	2R24342
1.1/2x12	150	63	32,0	24,0	2R24354

G(BSP) Juego de Machos Rosca Gas DIN ISO 228
Roscado

Métricas existentes

 Desde métrica
1/8 x 28 ("")
 hasta Métrica
4 x 11 ("")
DIN 5157
HSS-G
**TOL
2B**


D Ø x P ("")	L1 (mm)	L2 (mm)	D2 (mm)	∠ (mm)	Cod.
G. 1/8x28	63	20	7,0	5,5	2R25312
G. 1/4x19	70	22	11,0	9,0	2R25314
G. 5/8x14	80	22	18,0	14,5	2R25320
G. 3/4x14	90	22	20,0	16,0	2R25322
G. 1.1/8x11	125	40	28,0	22,0	2R25330
G. 1.1/4x11	125	40	32,0	24,0	2R25334
G. 1.5/8x11	140	40	40,0	32,0	2R25346
G. 1.3/4x11	140	40	40,0	32,0	2R25350
G. 2.1/2X11	160	40	50,0	39,0	2R25362
G. 2.3/4X11	160	40	50,0	39,0	2R25366
G. 4X11	180	45	56,0	44,0	2R25378

PG Rosca para tubos Blindados DIN 40 430
Roscado

DIN 40432
HSS-G


D Ø x P (mm)	L1 (mm)	L2 (mm)	D2 (mm)	∠ (mm)	Cod.
PG 7-12,50X20	70	22	9,0	7,0	2R25707
PG 9-15,20X18	70	22	12,0	9,0	2R25709
PG 11-18,60X18	80	22	14,0	11,0	2R25711
PG 13,5-20,40X18	80	22	16,0	12,0	2R25713
PG 16-22,50X18	80	22	18,0	14,5	2R25716
PG 21-28,30X18	90	22	22,0	18,0	2R25721
PG 29-37,00X16	100	25	28,0	22,0	2R25729
PG 36-47,00X16	140	40	36,0	29,0	2R25736
PG 48-59,30X16	160	40	45,0	35,0	2R25748

UNEF Juego de machos Rosca extrafina unificada ANSI B1.1
Entrada cónica Cobalto / Roscado

ISO 529
**TOL
2B**
HSS-CO 5%


D Ø x P ("")	L1 (mm)	L2 (mm)	D2 (mm)	∠ (mm)	Cod.
1/4X32	66	19	6,3	5,0	2R83821
5/16X32	72	22	8,0	6,3	2R83822
3/8X32	80	24	10,0	8,0	2R83823
7/16X28	85	25	8,0	6,3	2R83824
1/2X28	89	29	9,0	7,1	2R83825
9/16X24	95	30	11,2	9,0	2R83826
5/8X24	102	32	12,5	10,0	2R83827
3/4X24	112	37	14,0	11,2	2R83829
7/8X20	118	38	16,0	12,5	2R83831
1X20	130	45	16,0	14,0	2R83833

TR Juego de machos Rosca Trapezoidal DIN 103



Roscado



TOL
7H

HSS-G

D Ø x P(“)	L1 (mm)	L2 (mm)	D2 (mm)	∅ (mm)	Cod.
Tr 10x2 Tr 10x3	90 100	34 40	7 7	5,5 5,5	2R25108 2R25112
Tr 12x3 Tr 14x3	110 130	40 45	8 10	6,2 8,0	2R25116 2R25120
Tr 14x4 Tr 16x4	130 140	55 55	10 11	8,0 9,0	2R25124 2R25128
Tr 18x4 Tr 20x4	150 160	55 55	12 14	9,0 11,0	2R25132 2R25136
Tr 22x5 Tr 24x5	175 190	65 65	16 18	12,0 14,5	2R25140 2R25144
Tr 26x5 Tr 28x5	210 220	70 70	20 22	16,0 18,0	2R25148 2R25152
Tr 30x6 Tr 32x6	240 255	80 80	22 25	18,0 20,0	2R25156 2R25160

M Juego de Machos Métrica Cobalto



Roscado



Métricas existentes

Desde métrica
3 x 0,50 (mm)
hasta Métrica
30 x 3,50 (mm)

DIN 352

HSS-CO 5%

TOL
6H

D Ø x P(mm)	L1 (mm)	L2 (mm)	D2 (mm)	∅ (mm)	Cod.
M 3x0,50 M 4x0,70	40 45	11 13	3,5 4,5	2,7 3,4	2R57326 2R57330
M 8x1,25 M 10x1,50	56 70	22 24	6,0 7,0	4,9 5,5	2R57342 2R57346
M 16x2,00 M 18x2,50	80 95	32 40	12,0 14,0	9,0 11,0	2R57358 2R57362
M 24x3,00 M 27x3,00	110 110	50 50	18,0 20,0	14,5 16,0	2R57374 2R57376
M 30x3,50	125	56	22,0	18,0	2R57378

M Juego de Machos Métrica con Punta Piloto Cobalto



Roscado



DIN 352

HSS-CO 5%

TOL
6H

D Ø x P(mm)	L1 (mm)	L2 (mm)	D2 (mm)	∅ (mm)	Cod.
M 3x0,50 M 4x0,70	40 45	11 13	3,5 4,5	2,7 3,4	2R57726 2R57730
M 5x0,80 M 6x1,00	50 50	16 19	6,0 6,0	4,9 4,9	2R57734 2R57738
M 8x1,25 M 10x1,50	56 70	22 24	6,0 7,0	4,9 5,5	2R57742 2R57746
M 12x1,75	75	29	9,0	7,0	2R57750

Mf Juego de Machos Mano Métrica Fina Cobalto



Roscado



Métricas existentes

Desde métrica
6 x 0,75 (mm)
hasta Métrica
24 x 1,50 (mm)

DIN 2181

HSS-CO 5%

TOL
6H

D Ø x P(mm)	L1 (mm)	L2 (mm)	D2 (mm)	∅ (mm)	Cod.
M 6x0,75 M 8x0,75	50 50	14 19	6,0 6,0	4,9 4,9	2R56318 2R56324
M 10x1,25 M 12x1,00	70 70	24 22	7,0 9,0	5,5 7,0	2R56338 2R56344
M 18x2,00 M 20x1,50	80 80	22 22	14,0 16,0	11,0 12,0	2R56374 2R56384
M 20x2,00 M 22x1,50	80 80	22 22	16,0 18,0	12,0 14,5	2R56386 2R56394
M 22x2,00 M 24x1,50	80 90	22 22	18,0 18,0	14,5 14,5	2R56396 2R56504

G(BSP) Juego de Machos Rosca Gas DIN ISO Cobalto



Roscado



DIN 5157

HSS-CO 5%

D Ø x P(mm)	L1 (mm)	L2 (mm)	D2 (mm)	∠ (mm)	Cod.
G 1/8x28 G 1/4x19	63 70	20 22	7,0 11,0	5,5 9,0	2R55312 2R55314
G 3/8x19 G 1/2x14	70 80	22 22	12,0 16,0	9,0 12,0	2R55316 2R55318
G 3/4x14 G 1x11	90 100	22 25	20,0 25,0	16,0 20,0	2R55322 2R55326

M Juego de Machos Métrica Izquierdas



Roscado



Métricas existentes

Desde métrica
3 x 0,50 (mm)
hasta Métrica
52 x 5,00 (mm)

D Ø x P(mm)	L1 (mm)	L2 (mm)	D2 (mm)	∠ (mm)	Cod.
M 5x0,80 M 6x1,00	50 50	16 19	6,0 6,0	4,9 4,9	2R27034 2R27038
M 12x1,75 M 14x2,00	75 80	29 30	9,0 11,0	7,0 9,0	2R27050 2R27054
M 30x3,50 M 33x3,50	125 125	56 56	22,0 25,0	18,0 20,0	2R27078 2R27080
M 36x4,00 M 39x4,00	150 150	63 63	28,0 32,0	22,0 24,0	2R27082 2R27084

DIN 352

HSS-G

TOL
6H

Mf Juego de machos Métrica Fina Izquierdas



Roscado



Métricas existentes

Desde métrica
6 x 0,75 (mm)
hasta Métrica
30 x 2,00 (mm)

D Ø x P(mm)	L1 (mm)	L2 (mm)	D2 (mm)	∠ (mm)	Cod.
M 8x1,00 M 10x1,00	56 63	22 20	6,0 7,0	4,9 5,5	2R26011 2R26015
M 12x1,25 M 12x1,50	70 70	22 22	9,0 9,0	7,0 7,0	2R26021 2R26022
M 16x1,00 M 16x1,50	70 70	22 22	12,0 12,0	9,0 9,0	2R26031 2R26033
M 18x1,50 M 20x1,50	80 80	22 22	14,0 16,0	11,0 12,0	2R26036 2R26040

DIN 2181

HSS-G

TOL
6H

M Juego de Machos Métrica Izquierdas



Roscado



Métricas existentes

Desde métrica
3 x 0,50 (mm)
hasta Métrica
52 x 5,00 (mm)

D Ø x P(mm)	L1 (mm)	L2 (mm)	D2 (mm)	∠ (mm)	Cod.
M 5x0,80 M 6x1,00	50 50	16 19	6,0 6,0	4,9 4,9	2R27034 2R27038
M 12x1,75 M 14x2,00	75 80	29 30	9,0 11,0	7,0 9,0	2R27050 2R27054
M 30x3,50 M 33x3,50	125 125	56 56	22,0 25,0	18,0 20,0	2R27078 2R27080
M 36x4,00 M 39x4,00	150 150	63 63	28,0 32,0	22,0 24,0	2R27082 2R27084

DIN 352

HSS-G

TOL
6H

UNC Juego de Machos Rosca unificada ANSI B1.1 Izquierdas



Roscado



Métricas existentes

Desde métrica
UNC Nr. 6 x 32 (")
hasta Métrica
UNC 1 x 8 (")

D Ø x P ("	L1 (mm)	L2 (mm)	D2 (mm)	∅ (mm)	Cod.
UNC Nr. 6x32	45	14	4,0	3,0	2R23006
UNC Nr. 8x32	45	14	4,5	3,4	2R23008
UNC 3/8x16	70	24	7,0	5,5	2R23018
UNC 7/16x14	70	24	6,2	6,2	2R23020
UNC 5/8x11	80	32	12,0	9,0	2R23034
UNC 3/4x10	95	40	14,0	11,0	2R23030

DIN 352

HSS-G



UNF Juego de Machos Rosca fina unificada ANSI B1.1 Izquierdas



Roscado



Métricas existentes

Desde métrica
Nr. 10 x 32 (")
hasta Métrica
UNF 1 x 12 (")

D Ø x P ("	L1 (mm)	L2 (mm)	D2 (mm)	∅ (mm)	Cod.
UNF 5/16x24	56	22	6,0	4,9	2R24016
UNF 3/8x24	63	22	7,0	5,5	2R24018
UNF 7/16x20	63	22	8,0	6,2	2R24020
UNF 1/2x20	75	24	9,0	7,0	2R24022
UNF 9/16x18	80	28	11,0	9,0	2R24024
UNF 5/8x18	80	28	12,0	9,0	2R24026

DIN 2181

HSS-G



BSW Juego de Machos Whitworth BS84 Izquierdas



Roscado



Métricas existentes

Desde métrica
BSW 1/8 x 40 (")
hasta Métrica
BSW 1 x 8 (")

D Ø x P ("	L1 (mm)	L2 (mm)	D2 (mm)	∅ (mm)	Cod.
BSW 1/8x40	40	12	3,5	2,7	2R22006
BSW 5/32x32	45	14	4,5	3,4	2R22008
BSW 5/16x18	56	22	6,0	4,9	2R22016
BSW 3/8x16	70	24	7,0	5,5	2R22018
BSW 7/16x14	70	24	8,0	6,2	2R22020
BSW 1/2x12	75	29	9,0	7,0	2R22022
BSW 9/16x12	80	30	11,0	9,0	2R22030
BSW 5/8x11	80	32	12,0	9,0	2R22034

≈DIN 351

HSS-G

G (BSP) Juego de Machos Rosca Gas DIN ISO 228 Izquierdas



Roscado



Métricas existentes

Desde métrica
G 1/8 x 28 (")
hasta Métrica
G 2 x 11 (")

D Ø x P ("	L1 (mm)	L2 (mm)	D2 (mm)	∅ (mm)	Cod.
G 1/8x28	63	20	7,0	5,5	2R25012
G 1/4x19	70	22	11,0	9,0	2R25014
G 1x11	100	25	25,0	20,0	2R25026
G 1.1/8x11	125	40	28,0	22,0	2R25030
G 1.1/4x11	125	40	32,0	24,0	2R25034
G 1.3/8x11	140	40	36,0	29,0	2R25038
G 1.1/2x11	140	40	36,0	29,0	2R25042
G 1.3/4x11	140	40	40,0	32,0	2R25050

DIN 5157

HSS-G


Machos

Máquina Cortos

M Métrica ISO-Rosca Punta Espiral (Pasante) DIN 13



Roscado



Métricas existentes

Desde métrica
3 x 0,50 (mm)
hasta Métrica
24 x 3,00 (mm)

D Ø x P (mm)	L1 (mm)	L2 (mm)	D2 (mm)	∠ (mm)	Cod.
M 5x0,80	48	16	6,0	4,9	2R61534
M 6x1,00	50	19	6,0	4,9	2R61538
M 8x1,25	56	22	6,0	4,9	2R61542
M 10x1,50	70	24	7,0	5,5	2R61546
M 12x1,75	75	29	9,0	7,0	2R61550
M 14x2,00	80	30	11,0	9,0	2R61554
M 16x2,00	80	32	12,0	9,0	2R61558
M 18x2,50	95	40	14,0	11,0	2R61562

DIN 352

HSS-CO 5%


FORM B

TOL 6H

M Métrica ISO-Rosca Helicoidal 35° (CIEGO) DIN 13



Roscado



DIN 352

HSS-CO 5%

FORM C/35°

TOL 6H

D Ø x P (mm)	L1 (mm)	L2 (mm)	D2 (mm)	∠ (mm)	Cod.
M 3x0,50	40	11	3,5	2,7	2R61726
M 4x0,70	45	13	4,5	3,4	2R61730
M 5x0,80	48	16	6,0	4,9	2R61734
M 6x1,00	50	19	6,0	4,9	2R61738
M 8x1,25	56	22	6,0	4,9	2R61742
M 10x1,50	70	24	7,0	5,5	2R61746
M 12x1,75	75	29	9,0	7,0	3R61750

M Métrica ISO-Rosca Con diente alterno (PASANTE) DIN 13



Roscado



DIN 352

HSS-CO 5%

FORM B/AZ

TOL 6H

D Ø x P (mm)	L1 (mm)	L2 (mm)	D2 (mm)	∠ (mm)	Cod.
M 3x0,50	40	11	3,5	2,7	2R61926
M 4x0,70	45	13	4,5	3,4	2R61930
M 5x0,80	48	16	6,0	4,9	2R61934
M 6x1,00	50	19	6,0	4,9	2R61938
M 8x1,25	56	22	6,0	4,9	2R61942
M 10x1,50	70	24	7,0	5,5	2R61946
M 12x1,75	75	29	9,0	7,0	3R61950

M Métrica ISO-Rosca DIN 13 Forma B



Roscado



Métricas existentes

Desde métrica
M 2,0 x 0,40 (mm)
hasta Métrica
M 30,0 x 3,50 (mm)

D Ø x P (mm)	L1 (mm)	L2 (mm)	D2 (mm)	∠ (mm)	Cod.
M 2,6x0,45	44,5	9,5	2,90	2,24	2R80524
M 3,0x0,50	48,0	11,0	3,15	2,50	2R80526
M 5,0x0,80	58,0	16,0	5,00	4,00	2R80534
M 6,0x1,00	66,0	19,0	6,30	5,00	2R80538
M 12,0x1,75	89,0	29,0	9,00	7,10	2R80550
M 14,0x2,00	95,0	30,0	11,20	9,00	2R80554
M 20,0x2,50	112,0	37,0	14,00	11,20	3R80566
M 22,0x2,50	118,0	38,0	16,00	12,50	3R80570

DIN 529

HSS-G

FORM B

TOL 6H

M Métrica ISO-Con diente alterno (PASANTE) DIN 13



Roscado



Métricas existentes

Desde métrica
M 3 x 0,50 (mm)
hasta Métrica
M 24 x 3,00 (mm)

D Ø x P(mm)	L1 (mm)	L2 (mm)	D2 (mm)	∅ (mm)	Cod.
M 5x0,80 M 6x1,00	58,0 66,0	16,0 19,0	5,00 6,30	4,00 5,00	2R80934 2R80938
M 7x1,00 M 8x1,25	66,0 72,0	19,0 22,0	7,10 8,00	5,60 6,30	2R80904 2R80942
M 10x1,50 M 12x1,75	80,0 89,0	24,0 29,0	10,00 9,00	8,00 7,10	2R80946 2R80950
M 14x2,00 M 16x2,00	95,00 102,0	30,0 32,0	11,20 12,50	9,00 10,00	3R80954 3R80958

DIN 529

HSS-G

FORM
B/AZ

TOL
6H

M Métrica ISO-Rosca DIN 13 Forma C/35° RPS



Roscado



Métricas existentes

Desde métrica
M 2,0 x 0,45 (mm)
hasta Métrica
M 30,0 x 3,50 (mm)

D Ø x P(mm)	L1 (mm)	L2 (mm)	D2 (mm)	∅ (mm)	Cod.
M 3,0x0,50 M 4,0x0,70	48,0 53,0	11,0 13,0	3,15 4,00	2,50 3,15	2R80726 2R80730
M 8,0x1,25 M 10,0x1,50	72,0 80,0	22,0 24,0	8,00 10,00	6,30 8,00	2R80742 2R80746
M 16,0x2,00 M 18,0x2,50	102,0 110,0	32,0 37,0	12,50 14,00	10,00 11,20	2R80758 2R80762
M 24,0x3,00 M 27,0x3,00	130,0 135,0	45,0 45,0	18,00 20,00	14,00 16,00	3R80774 3R80776

DIN 529

HSS-G


FORM
C/35°

TOL
6H

Mf Métrica Fina ISO-Rosca DIN 13



Roscado



Métricas existentes

Desde métrica
M 6 x 0,75 (mm)
hasta Métrica
M 32 x 1,50 (mm)

D Ø x P(mm)	L1 (mm)	L2 (mm)	D2 (mm)	∅ (mm)	Cod.
M 9x1,00 M 10x0,75	63 63	20 20	7,0 7,0	5,5 5,5	3R66330 3R66332
M 13x1,50 M 14x1,00	70 70	22 22	11,0 11,0	9,0 9,0	3R66351 3R66353
M 20x1,50 M 20x2,00	80 80	22 22	16,0 16,0	12,0 12,0	3R66384 3R66386
M 30x1,50 M 30x2,00	90 90	22 22	22,0 22,0	18,0 18,0	3R66530 3R66532

DIN 2181

HSS-G

FORM
D

TOL
6H

BSW Whitworth BS 84



Roscado



Métricas existentes

Desde métrica
1/8 x 40 (")
hasta Métrica
1 x 8 (")

D Ø x P(")	L1 (mm)	L2 (mm)	D2 (mm)	∅ (mm)	Cod.
1/4x20 5/16x18	50 56	19 22	6,0 6,0	4,9 4,9	3R62314 3R62316
3/8x16 7/16x14	70 70	24 24	7,0 8,0	5,5 6,2	3R62318 3R62320
1/2x12 9/16x12	75 80	29 30	9,0 11,0	7,0 9,0	3R62322 3R62324
5/8x11 3/4x10	80 95	32 40	12,0 14,0	9,0 11,0	3R62326 3R62330

DIN 351 ≈DIN 352

HSS-G

FORM
D


G(BSP) Gas DIN ISO 228
Roscado

Métricas existentes

 Desde métrica
G 1/8 x 28 (")
 hasta Métrica
G 4 x 11 (")

D Ø x P ("	L1 (mm)	L2 (mm)	D2 (mm)	∅ (mm)	Cod.
G 3/8x19	70	22	12	9,0	3R65316
G 1/2x14	80	22	16	12,0	3R65318
G 1.1/4x11	125	40	32	24,0	3R65334
G 1.1/2x11	140	40	32	29,0	3R65342
G 1.3/4x11	140	40	40	32,0	3R65350
G 2x11	160	40	45	35,0	3R65354
G 2.3/4x11	160	40	50	39,0	3R65366
G 3x11	160	40	50	39,0	3R65370

DIN 5157
HSS-G

 FORM
 D

UNC Rosca gruesa Unificada ANSI B 1.1 UNC
Roscado

Métricas existentes

 Desde métrica
1/4 x 20 (")
 hasta Métrica
1 x 8 (")

≈DIN 352

HSS-G

 FORM
 D

 TOL
 2B

D Ø x P ("	L1 (mm)	L2 (mm)	D2 (mm)	∅ (mm)	Cod.
3/8x16	70	24	7,0	5,5	3R63318
7/16x14	70	24	8,0	6,2	3R63320
1/2x13	75	29	9,0	7,0	3R63322
19/16x12	80	30	11,0	9,0	3R63324
5/8x11	80	32	12,0	9,0	3R63326
3/4x10	95	40	14,0	11,0	3R63330


UNF Rosca fina Unificada ANSI B 1.1 UNF
Roscado

Métricas existentes

 Desde métrica
1/4 x 28 (")
 hasta Métrica
1 x 12 (")

≈DIN 352

HSS-G

 FORM
 D

 TOL
 2B

D Ø x P ("	L1 (mm)	L2 (mm)	D2 (mm)	∅ (mm)	Cod.
3/8x24	63	22	7,0	5,5	3R64318
7/16x20	63	22	8,0	6,2	3R64320
1/2x20	75	24	9,0	7,0	3R64322
19/16x18	80	28	11,0	9,0	3R64324
5/8x18	80	28	12,0	9,0	3R64326
3/4x16	95	32	14,0	11,0	3R64330


NPT Rosca Americana para tubo Conicidad 1:16
Roscado

Métricas existentes

 Desde métrica
NPT 1/16 x 27 (")
 hasta Métrica
NPT 2 x 11.5 (")

HSS-G

 FORM
 C

D Ø x P ("	L1 (mm)	L2 (mm)	D2 (mm)	∅ (mm)	Cod.
NPT 1/4x18	70	25	11,0	9,0	3R63514
NPT 3/8x18	75	26	12,0	9,0	3R63516
NPT 1/2x14	80	31	16,0	12,0	3R65318
NPT 3/4x14	100	33	20,0	16,0	3R65320
NPT 1x11.5	110	38	25,0	20,0	3R63526
NPT 1.1/4x11.5	125	41	32,0	24,0	3R63534

NPT Rosca Americana para tubo Conicidad 1:16



Roscado



Métricas existentes

Desde métrica
NPT 1/16 x 27 ("")
hasta Métrica
NPT 2 x 11.5 ("")

HSS-G



D Ø x P ("")	L1 (mm)	L2 (mm)	D2 (mm)	∅ (mm)	Cod.
NPT 1/4x18 NPT 3/8x18	62 65	28,0 28,0	11,0 14,0	9,0 11,0	3R98514 3R98518
NPT 1/2x14 NPT 3/4x14	80 85	35,0 35,0	18,0 23,0	14,0 17,0	3R98522 3R98530
NPT 1x11.5 NPT 1.1/4x11.5	95 105	45,0 45,0	26,0 32,0	21,0 26,0	3R98538 3R98546

NPT Rosca Americana para tubo Conicidad 1:16



Roscado



Métricas existentes

Desde métrica
NPT 1/16 x 27 ("")
hasta Métrica
NPT 2 x 11.5 ("")

HSS-G




D Ø x P ("")	L1 (mm)	L2 (mm)	D2 (mm)	∅ (mm)	Cod.
NPT 1/4x18 NPT 3/8x18	62 65	28,0 28,0	11,0 14,0	9,0 11,0	3R98714 3R98718
NPT 1/2x14 NPT 3/4x14	80 85	35,0 35,0	18,0 23,0	14,0 17,0	3R98722 3R98730
NPT 1x11.5 NPT 1.1/4x11.5	95 105	45,0 45,0	26,0 32,0	21,0 26,0	3R98738 3R98746

Machos

Máquina Combinados

M Métrica ISO-Rosca DIN 13

Roscado




HSS-G



D Ø x P (mm)	D1 (mm)	L1 (mm)	Cod.
M 3x0,50 M 4x0,70	2,5 3,3	36 39	R367226 R367230
M 5x0,80 M 6x1,00	4,2 5,0	41 44	R367234 R367238
M 8x1,25 M 10x1,50	6,8 8,5	50 59	R367242 R367246

M Métrica ISO-Rosca DIN 13

Roscado




HSS-G

TIN




D Ø x P (mm)	D1 (mm)	L1 (mm)	Cod.
M 3x0,50 M 4x0,70	2,5 3,3	36 39	R367210 R367230
M 5x0,80 M 6x1,00	4,2 5,0	41 44	R367212 R367213
M 8x1,25 M 10x1,50	6,8 8,5	50 59	R367214 R367215

UNC Rosca gruesa Unificada ANSI B 1.1
Roscado

HSS-G

Métricas existentes

 Desde métrica
Nr. 4 x 40 (")
 hasta Métrica
3/8 x 16 (")

D Ø x P(")	D1 (mm)	L1 (mm)	Cod.
Nr. 6x32 Nr. 5x40	2.30 2.60	36 36	R367280 R367281
Nr. 10x24 Nr. 12x24	3.90 4.50	41 41	R367284 R367285
1/4x20 5/16x18	5.20 6.60	44 50	R367286 R367287

UNF Rosca fina Unificada ANSI B 1.1
Roscado

HSS-G

Métricas existentes

 Desde métrica
Nr. 4 x 48 (")
 hasta Métrica
3/8 x 24 (")

D Ø x P(")	D1 (mm)	L1 (mm)	Cod.
Nr. 6x40 Nr. 8x36	3.0 3.5	39 39	R367292 R367293
Nr. 10x32 Nr. 12x28	4.1 4.7	41 41	R367294 R367295
1/4x28 5/16x24	5.5 6.9	44 50	R367296 R367297

M Métrica ISO-Rosca DIN 13
Roscado

HSS-CO 5%


D Ø x P(mm)	L1 (mm)	L2 (mm)	D (mm)	L2 (mm)	D (mm)	∅ (mm)	Cod.
M 3x0,50 M 4x0,70	56 63	16 18	11 14	2.5 3.3	3.0 4.0	2.4 3.0	R337026 R337030
M 5x0,80 M 6x1,00	71 80	20 22	18 22	4.2 5.0	5.0 6.0	3.8 4.9	R337034 R337038
M 8x1,25 M 10x1,50	95 106	26 30	25 31	6.8 8.5	8.0 10.0	6.2 8.0	R337042 R337046
M 12x1,75	115	32	35	10.2	12.0	9.0	R337050

BSW Whitworth BS 84
Roscado

HSS-CO 5%


D Ø x P(mm)	L1 (mm)	L2 (mm)	D (mm)	L2 (mm)	D (mm)	∅ (mm)	Cod.
Nr. 4x48 Nr. 5x44	56 63	16 18	11 14	2.5 3.3	3.0 4.0	2.4 3.0	R370006 R370008
Nr. 6x40 Nr. 8x36	71 80	20 22	18 22	4.2 5.0	5.0 6.0	3.8 4.9	R370010 R370014
Nr. 10x32 Nr. 12x28	95 106	26 30	25 31	6.8 8.5	8.0 10.0	6.2 8.0	R370016 R370018
1/4x28	115	32	35	10.2	12.0	9.0	R370022

M Métrica ISO-Rosca DIN 13

Roscado



Métricas existentes

Desde métrica
M 2,0 x 0,40 ("
hasta Métrica
M 10,0 x 1,50 (")

D Ø x P(mm)	L1 (mm)	L2 (mm)	D2 (mm)	∠ (mm)	Cod.
M 2,5x0,45	50	9	2,8	2,1	3R37422
M 2,6x0,45	50	9	2,8	2,1	3R37424
M 4,0x0,70	63	13	4,5	3,4	3R37430
M 5,0x0,80	70	16	6,0	4,9	3R37440
M 6,0x1,00	80	19	6,0	4,9	3R37438
M 7,0x1,00	80	19	7,0	5,5	3R37440



HSS-CO 5%

DIN 371

TOL
6H

FORM
C

M Métrica ISO-Rosca DIN 13

Roscado



Métricas existentes

Desde métrica
M 3,0 x 0,50 ("
hasta Métrica
M 52 x 5,00 (")

D Ø x P(mm)	L1 (mm)	L2 (mm)	D2 (mm)	∠ (mm)	Cod.
M 5x0,80	70	16	3,5	2,7	3R38434
M 6x1,00	80	19	4,5	3,4	3R38438
M 12x1,75	110	29	9,0	7,0	3R38450
M 14x2,00	110	30	11,0	9,0	3R38454
M 36x4,00	200	56	28,0	22,0	3R38482
M 39x4,00	200	60	32,0	24,0	3R38484



HSS-CO 5%

DIN 376

TOL
6H

FORM
C

Machos

Máquina

M Métrica ISO-Rosca DIN 13

Roscado



Métricas existentes

Desde métrica
M 3x0,50
hasta Métrica
M 12x1,75

D Ø x P(mm)	L1 (mm)	L2 (mm)	D2 (mm)	∠ (mm)	Cod.
M 3x0,50	56	11	3,5	2,7	3R31526
M 4x0,70	63	13	4,5	3,4	3R31530
M 5x0,80	70	16	6,0	4,9	3R31534
M 6x1,00	80	19	6,0	4,9	3R34538
M 8x1,25	90	22	8,0	6,2	3R31542
M 10x1,50	100	24	10,0	8,0	3R31546
M 12x1,75	110	29	9,0	7,0	3R15550



HSS-CO 5%

TIN

DIN 371

TOL
6H

FORM
B

M Métrica ISO-Rosca DIN 13

Roscado



Métricas existentes

Desde métrica
M 3x0,50
hasta Métrica
M 12x1,75

D Ø x P(mm)	L1 (mm)	L2 (mm)	D2 (mm)	∠ (mm)	Cod.
M 3x0,50	56	11	3,5	2,7	3R31570
M 4x0,70	63	13	4,5	3,4	3R31571
M 5x0,80	70	16	6,0	4,9	3R31572
M 6x1,00	80	19	6,0	4,9	3R34573
M 8x1,25	90	22	8,0	6,2	3R31574
M 10x1,50	100	24	10,0	8,0	3R31575



HSS-CO 5%

VAP

DIN 371

TOL
6H

FORM
B

M Métrica ISO-Rosca DIN 13

Roscado

HSS-CO 5%
VAP
DIN 376
TOL 6H
FORM B

D Ø x P(mm)	L1 (mm)	L2 (mm)	D2 (mm)	∠ (mm)	Cod.
M 12x1,75 M 14x2,00	110 110	29 30	9,0 11,0	7,0 9,0	3R31576 3R31577
M 16x2,00 M 18x2,50	110 125	32 34	12,0 14,0	9,0 11,0	3R31578 3R34579
M 20x2,50	140	34	16,0	12,0	3R31580

M Métrica ISO-Rosca DIN 13 EXTRA-LARGOS 100 mm

Roscado

HSS-CO 5%
≈DIN 371
TOL 6H
FORM B

D Ø x P(mm)	L1 (mm)	L2 (mm)	D2 (mm)	∠ (mm)	Cod.
M 3x0,50 M 4x0,70	100 100	11 13	3,5 4,5	2,7 3,4	3R32010 3R32011
M 5x0,80 M 6x1,00	100 100	16 19	6,0 6,0	4,9 4,9	3R32012 3R32013
M 8x1,25 M 10x1,50	100 100	22 24	8,0 10,0	6,2 8,0	3R32014 3R32015
M 12x1,75	100	29	12,0	9,0	3R32016

M Métrica ISO-Rosca DIN 13 EXTRA-LARGOS 120 mm

Roscado

HSS-CO 5%
≈DIN 371
TOL 6H
FORM B

D Ø x P(mm)	L1 (mm)	L2 (mm)	D2 (mm)	∠ (mm)	Cod.
M 4x0,70 M 5x0,80	120 120	13 16	4,5 6,0	3,4 4,9	3R32021 3R32022
M 6x1,00 M 8x1,25	120 120	19 22	6,0 8,0	4,9 6,2	3R32023 3R32024
M 10x1,50 M 12x1,75	120 120	26 29	10,0 12,0	8,0 9,0	3R32025 3R32026

M Métrica ISO-Rosca DIN 13 EXTRA-LARGOS 150 mm

Roscado

HSS-CO 5%
≈DIN 371
TOL 6H
FORM B

D Ø x P(mm)	L1 (mm)	L2 (mm)	D2 (mm)	∠ (mm)	Cod.
M 4x0,70 M 5x0,80	150 150	13 16	4,5 6,0	3,4 4,9	3R32031 3R32032
M 6x1,00 M 8x1,25	150 150	19 22	6,0 8,0	4,9 6,2	3R32033 3R32034
M 10x1,50 M 12x1,75	150 150	26 29	10,0 12,0	8,0 9,0	3R32035 3R32036

M Métrica ISO-Rosca DIN 13 SOBREDIMENSIONADO



Roscado



Métricas existentes

Desde métrica
M 2,5 x 0,45 (mm)
hasta Métrica
M 20,0 x 2,50 (mm)

D Ø x P(mm)	L1 (mm)	L2 (mm)	D2 (mm)	∅ (mm)	Cod.
M 4x0,70	63	13	4,5	3,4	3R32530
M 5x0,80	70	16	6,0	4,9	3R32534
M 6x1,00	80	19	6,0	4,9	3R32538
M 8x1,25	90	22	8,0	6,2	3R32542
M 10x1,50	100	24	10,0	8,0	3R32546
M 12x1,75	110	29	90,0	7,0	3R32550

HSS-CO 5% DIN 371 DIN 376 TOL 6G FORM B

M Métrica ISO-Rosca DIN 13 SOBREDIMENSIONADO



Roscado



D Ø x P(mm)	L1 (mm)	L2 (mm)	D2 (mm)	∅ (mm)	Cod.
M 3x0,50	56	11	3,5	2,7	3R32503
M 4x0,70	63	13	4,5	3,4	3R32504
M 5x0,80	70	16	6,0	4,9	3R32505
M 6x1,00	80	19	6,0	4,9	3R32506
M 8x1,25	90	22	8,0	6,2	3R32508
M 10x1,50	100	24	10,0	8,0	3R32510
M 12x1,75	110	29	12,0	9,0	3R32512

HSS-CO 5% DIN 371 DIN 376 TOL 7G FORM B

M Métrica ISO-Rosca DIN 13 SOBREDIMENSIONADO



Roscado



D Ø x P(mm)	L1 (mm)	L2 (mm)	D2 (mm)	∅ (mm)	Cod.
M 3x0,50	56	11	3,5	2,7	3R32583
M 4x0,70	63	13	4,5	3,4	3R32584
M 5x0,80	70	16	6,0	4,9	3R32585
M 6x1,00	80	19	6,0	4,9	3R32586
M 8x1,25	90	22	8,0	6,2	3R32588
M 10x1,50	100	24	10,0	8,0	3R32590
M 12x1,75	110	29	9,0	7,0	3R32592

HSS-CO 5% DIN 371 DIN 376 FORM B TOL 6H + 0,1 mm

Mf Métrica Fina ISO-Rosca DIN 13



Roscado



Métricas existentes

Desde métrica
M 4 x 0,35 (mm)
hasta Métrica
M 52 x 1,50 (mm)

D Ø x P(mm)	L1 (mm)	L2 (mm)	D2 (mm)	∅ (mm)	Cod.
M 6x0,75	80	14	4,5	3,4	3R39407
M 8x0,75	80	19	6,0	4,9	3R39410
M 22x1,00	125	25	18,0	14,5	3R39443
M 22x1,50	125	25	18,0	14,5	3R39445
M 40x1,50	170	30	32,0	24,0	3R39480
M 42x1,50	170	30	32,0	24,0	3R39483

HSS-CO 5% DIN 374 FORM C TOL 6H


UN Rosca Fina Unificada ANSI B 1.1 8-UN
Roscado

Métricas existentes

 Desde métrica
UN 1.1/16 x 8 ("
 hasta Métrica
UN 4 x 8 (")

D Ø x P (mm)	L1 (mm)	L2 (mm)	D2 (mm)	Ø (mm)	Cod.
UN 1.5/16x8	162	57	25.0	20.0	3R83105
UN 1.3/8x8	162	57	25.0	20.0	3R83106
UN 2x8	200	70	35.5	28.0	3R83111
UN 2.1/8x8	200	70	35.5	28.0	3R83112
UN 3.1/4x8	261	86	50.0	40.0	3R83118
UN 3.1/2x8	261	86	50.0	40.0	3R83119

HSS-CO 5% ISO 529

UN Rosca Fina Unificada ANSI B 1.1 12-UN
Roscado

Métricas existentes

 Desde métrica
UN 1.5/8 x 12 ("
 hasta Métrica
UN 4 x 12 (")

D Ø x P (mm)	L1 (mm)	L2 (mm)	D2 (mm)	Ø (mm)	Cod.
UN 1.7/8x12	187	67	31.5	25.0	3R83303
UN 2x12	200	70	35.5	28.0	3R83304
UN 2.1/2x12	224	79	40.0	31.5	3R83308
UN 2.3/4x12	234	79	45.0	35.5	3R83309
UN 3x12	258	83	50.0	40.0	3R83310
UN 3.1/4x12	261	86	50.0	40.0	3R83311

HSS-CO 5% ISO 529

G(BSP) Rosca Gas DIN ISO 228
Roscado

Métricas existentes

 Desde métrica
G 1/8 x 28 ("
 hasta Métrica
G 2 x 11 (")

D Ø x P (mm)	L1 (mm)	L2 (mm)	D2 (mm)	Ø (mm)	Cod.
G 3/8x19	100	22	12.0	9.0	3R78416
G 1/2x14	125	25	12.0	12.0	3R78418
G 7/8x14	150	28	22.0	18.0	3R78424
G 1x11	160	30	25.0	20.0	3R78426
G 1.3/8x11	180	32	36.0	29.0	3R78438
G 1.1/2x11	190	32	36.0	29.0	3R78442

HSS-CO 5% DIN 5156

G(BSP) Rosca Gas DIN ISO 228
Roscado

Métricas existentes

 Desde métrica
G 1/8 x 28 ("
 hasta Métrica
G 2 x 11 (")

D Ø x P (mm)	L1 (mm)	L2 (mm)	D2 (mm)	Ø (mm)	Cod.
G 3/8x19	100	22	12.0	9.0	3R78516
G 1/2x14	125	22	16.0	12.0	3R78518
G 7/8x14	150	28	22.0	18.0	3R78524
G 1x11	160	30	25.0	20.0	3R78526
G 1.3/8x11	180	32	36.0	29.0	3R78538
G 1.1/2x11	190	32	36.0	29.0	3R78542

HSS-CO 5% DIN 5156


Machos

Máquina Banda

M Métrica ISO-Rosca DIN 13 BANDA VERDE



Roscado



D Ø x P(mm)	L1 (mm)	L2 (mm)	D2 (mm)	∅ (mm)	Cod.
M 3x0,50 M 4x0,70	56 63	11 13	3,5 4,5	2,7 3,4	3R35326 3R35330
M 5x0,80 M 6x1,00	70 80	16 19	6,0 6,0	4,9 4,9	3R35334 3R35338
M 8x1,25 M 10x1,50	90 100	22 24	8,0 10,0	6,2 8,0	3R35342 3R35346

HSS-CO 5%

DIN 371

FORM B

TOL 6H

M Métrica ISO-Rosca DIN 13 BANDA VERDE



Roscado



D Ø x P(mm)	L1 (mm)	L2 (mm)	D2 (mm)	∅ (mm)	Cod.
M 12x1,75 M 14x2,00	110 110	29 30	9,0 11,0	7,0 9,0	3R35350 3R35354
M 16x2,00 M 18x2,50	110 125	32 34	12,0 14,0	9,0 11,0	3R35358 3R35362
M 20x2,50	140	34	16,0	12,0	3R35366

HSS-CO 5%

DIN 376

FORM B

TOL 6H

M Métrica ISO-Rosca DIN 13 BANDA BLANCA



Roscado



D Ø x P(mm)	L1 (mm)	L2 (mm)	D2 (mm)	∅ (mm)	Cod.
M 3x0,50 M 4x0,70	56 63	11 13	3,5 4,5	2,7 3,4	3R35226 3R35230
M 5x0,80 M 6x1,00	70 80	16 19	6,0 6,0	4,9 4,9	3R35234 3R35238
M 8x1,25 M 10x1,50	90 100	22 24	8,0 10,0	6,2 8,0	3R35242 3R35246

HSS-CO 5%

DIN 371

FORM B

TOL 6H

M Métrica ISO-Rosca DIN 13 BANDA BLANCA



Roscado



D Ø x P(mm)	L1 (mm)	L2 (mm)	D2 (mm)	∅ (mm)	Cod.
M 12x1,75 M 14x2,00	110 110	29 30	9,0 11,0	7,0 9,0	3R35250 3R35254
M 16x2,00 M 18x2,50	110 125	32 34	12,0 14,0	9,0 11,0	3R35258 3R35262
M 20x2,50	140	34	16,0	12,0	3R35266

HSS-CO 5%

DIN 376

FORM B

TOL 6H

Machos

Máquina por Laminación

M Métrica ISO-Rosca DIN 13



Roscado



D Ø x P (mm)	L1 (mm)	L2 (mm)	D2 (mm)	∅ (mm)	Cod.
M 3x0,50 M 4x0,70	56 63	11 13	3,5 4,5	2,7 3,4	3R35510 3R35512
M 5x0,80 M 6x1,00	70 80	16 19	6,0 6,0	4,9 4,9	3R35513 3R35514
M 8x1,25 M 10x1,50	90 100	22 24	8,0 10,0	6,2 8,0	3R35515 3R35516

HSS-CO 5% DIN 371 TOL 6HX TOL ISO2X

M Métrica ISO-Rosca DIN 13



Roscado




D Ø x P (mm)	L1 (mm)	L2 (mm)	D2 (mm)	∅ (mm)	Cod.
M 12x1,75 M 14x2,00	110 110	29 30	9,0 11,0	7,0 9,0	3R35517 3R35518
M 16x2,00	110	32	12,0	9,0	3R35519

HSS-CO 5% DIN 376 TOL 6HX TOL ISO2X

M Métrica ISO-Rosca DIN 13



Roscado




D Ø x P (mm)	L1 (mm)	L2 (mm)	D2 (mm)	∅ (mm)	Cod.
M 3x0,50 M 4x0,70	56 63	11 13	3,5 4,5	2,7 3,4	3R35530 3R35532
M 5x0,80 M 6x1,00	70 80	16 19	6,0 6,0	4,9 4,9	3R35533 3R35534
M 8x1,25 M 10x1,50	90 100	22 24	8,0 10,0	6,2 8,0	3R35535 3R35536

HSS-CO 5% **TIN** DIN 371 TOL 6HX TOL ISO2X

M Métrica ISO-Rosca DIN 13



Roscado



D Ø x P (mm)	L1 (mm)	L2 (mm)	D2 (mm)	∅ (mm)	Cod.
M 12x1,75 M 14x2,00	110 110	29 30	9,0 11,0	7,0 9,0	3R35537 3R35538
M 16x2,00	110	32	12,0	9,0	3R35539

HSS-CO 5% **TIN** DIN 376 TOL 6HX TOL ISO2X

M Métrica ISO-Rosca DIN 13



Roscado



D Ø x P(mm)	L1 (mm)	L2 (mm)	D2 (mm)	∅ (mm)	Cod.
M 3x0,50	56	11	3,5	2,7	3R35550
M 4x0,70	63	13	4,5	3,4	3R35552
M 5x0,80	70	16	6,0	4,9	3R35553
M 6x1,00	80	19	6,0	4,9	3R35554
M 8x1,25	90	22	8,0	6,2	3R35555
M 10x1,50	100	24	10,0	8,0	3R35556

HSS-CO 5%

VAP

DIN 371

TOL 6HX

TOL ISOZX

M Métrica ISO-Rosca DIN 13



Roscado



D Ø x P(mm)	L1 (mm)	L2 (mm)	D2 (mm)	∅ (mm)	Cod.
M 12x1,75	110	29	9,0	7,0	3R35557
M 14x2,00	110	30	11,0	9,0	3R35558
M 16x2,00	110	32	12,0	9,0	3R35559

HSS-CO 5%

TIN

DIN 376

TOL 6HX

TOL ISOZX